



Welfare

- [Welfare](#)

- [The Greyhound Commitment](#)

- [Homing a Greyhound](#)

- [A Greyhound's Race Day](#)

- [Injury and Retirement Data](#)

- [Injury Recovery Scheme](#)

- [Veterinary Director Blog](#)

Injury and Retirement Data

Our injury rates are the lowest independently verified figures in the world and we are determined to decrease these still further through our [Greyhound Commitment](#).

These figures have been audited and verified by our own experts and by external, independent auditors.

Independent Veterinary Surgeons are present at all GBGB licensed tracks to check the health and wellbeing of every greyhound both before and after racing, and to provide emergency care in the event that any dog needs it.

For more information about injuries in greyhound racing, see our Veterinary Director's blog [here](#).

2017 Injury / Retirement Data (Final)

Total Dog Runs	419,385	Total Injuries	% of injuries against total runs
Hock Injuries		843	0.20
Wrist Injuries		707	0.17
Foot Injuries		833	0.20
Hind Long Bone		48	0.01
Fore Long Bone		100	0.02
Fore Limb Muscle		540	0.13
Hind Limb Muscle		1,110	0.26
Other		656	0.16
Total Injuries		4,837	1.15
Track Fatalities		257	0.06

Retirement Data

Summary Retirement

Retained by owner/ trainer	1,037	12%
Greyhound Trust / Charity	5,184	59%
Rehomed by owner/ trainer / breeding	1,440	16%

7,661

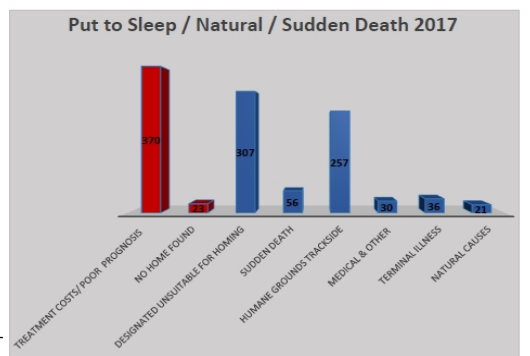
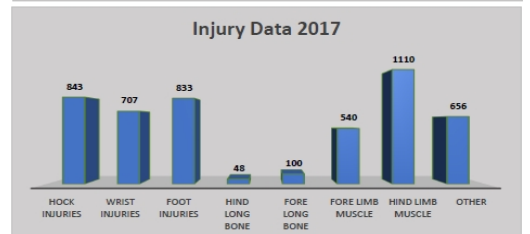
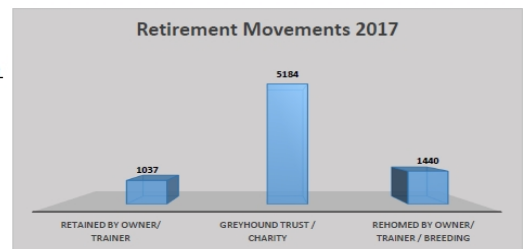
Homed/retained

87.44%

Put to Sleep (PTS) / Sudden / Natural Death

Treatment costs/ Poor prognosis	370	34%
No Home found	23	2%
Designated unsuitable for homing	307	28%
Sudden Death	56	5%
Humane grounds trackside	257	23%
Medical & Other	30	3%
Terminal illness	36	3%
Natural Causes	21	2%

Total 12.56%



[Click here for the Injury Data Summary 2017 \(Final\).pdf](#)